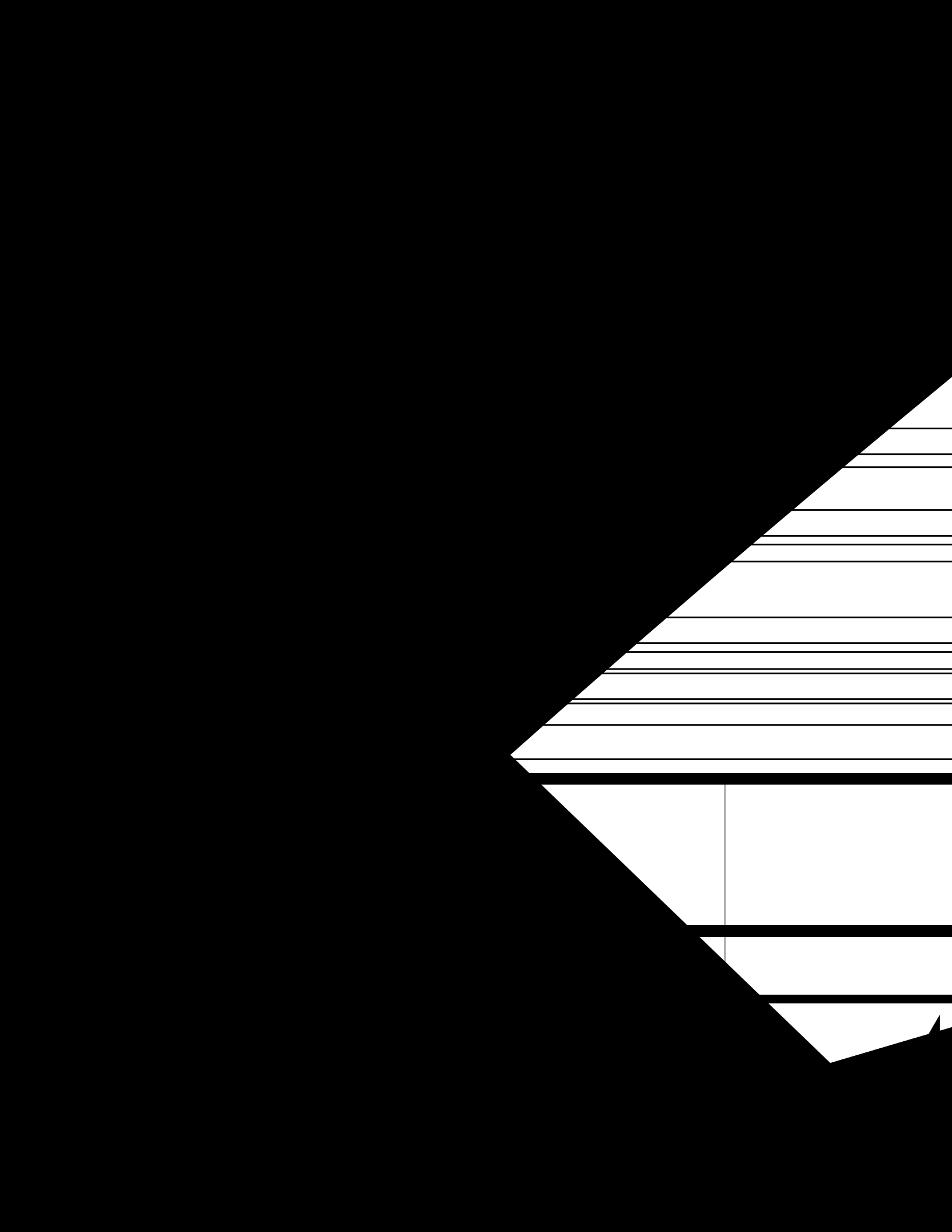



Refrigerated, High-Speed Micro Centrifuge


1730R

User's Manual

DOC. No.: C02DC00204-150





- 
6. Before operating the instrument, check if the rotor and the rotor lid are securely fastened.
 - Should operate to

Refrigerated, High-Spe

Refrigerated, High-Spe

- If the lid is opened, the instrument could not be operated even with pressing the [] button.
- For operational safety, this instrument has the automatic rotor recognition function.
- When you supply the power, "Rotor Scan..." will be appeared. If the rotor is abs~

1 Before coupling a rotor, clean the motor shaft, rotor, and chamber with soft dry towel.

▶ If you find any foreign substances, they must be removed from the motor shaft, rotor and chamber.

2 Mount a proper rotor into the motor shaft and fix it using Rotor Locking Tool.


▶ To assemble the rotor, rotate the Rotor Locking Tool **clockwise** until tightly as



counterclockwise.

Caution!

- When you run a fixed angle rotor, make sure that the rotor lid is tightly closed. If you don't close the rotor lid completely, it will be crushed.



4. Operation

4.1 Key Functions of Control Panel



the 1990s, the number of people with a disability in the United States has increased from 35 million to 45 million (U.S. Department of Health and Human Services, 2000). The number of people with a disability in the United Kingdom has increased from 10 million to 15 million (Department of Health, 2000).

As a result of the increase in the number of people with a disability, the United States and the United Kingdom have both introduced legislation to protect the rights of people with a disability. In the United States, the Americans with Disabilities Act (ADA) was passed in 1990. In the United Kingdom, the Disability Discrimination Act (DDA) was passed in 2005.

The ADA and the DDA have both had a significant impact on the lives of people with a disability. They have helped to ensure that people with a disability have the same opportunities as people without a disability. They have also helped to reduce the stigma and discrimination that people with a disability often experience.

However, there are still many challenges that people with a disability face. For example, many people with a disability still experience discrimination in the workplace. They may also face difficulties in accessing public services and facilities.

It is important that we continue to work towards a more inclusive society for all people, regardless of their disability. We need to ensure that everyone has the same opportunities and rights.


There are many ways in which we can do this. For example, we can ensure that public services and facilities are accessible to all people. We can also provide training and support to employers to help them create a more inclusive workplace.

It is our responsibility to ensure that everyone has the same opportunities and rights. We need to work together to create a more inclusive society for all people.

There are many ways in which we can do this. For example, we can ensure that public services and facilities are accessible to all people. We can also provide training and support to employers to help them create a more inclusive workplace.

It is our responsibility to ensure that everyone has the same opportunities and rights. We need to work together to create a more inclusive society for all people.

There are many ways in which we can do this. For example, we can ensure that public services and facilities are accessible to all people. We can also provide training and support to employers to help them create a more inclusive workplace.



4.6 START / STOP

- START/STOP [] button is used to start or stop the centrifugation.

4.6.1 START

Action

1 After setting the RPM/RCF, Time, T and ACC/DEC, touch START/STOP [] button.

- ▶ When the rotation starts, 'START LED' is turned on.

- ▶ [START/STOP] button can be repressed only when the lid is closed.

- ▶ When you touch [ENTER] button during operation, display window shows the saved setting parameter.






Refrigerated, High-Speed

4.10 Emergency Lid Open (Ma





Refrigerated, High-

	Check the balanced positioning of the samples in the rotor. Please refer to [3.3Positioning of Sample Tubes].
--	---

6.2 Error Codes

- If any of the following error messages comes up with beeping sound, press [ENTER] button to stop the beep and clear the error status. If the error message does not disappear, check into the current status by referring to the following information.

Error	Possible Causes	Actions
Error 1	Motor	

		<ul style="list-style-type: none">• Use AVR to provide proper power.
--	--	--

- If the instr

Error 6 Over speed

